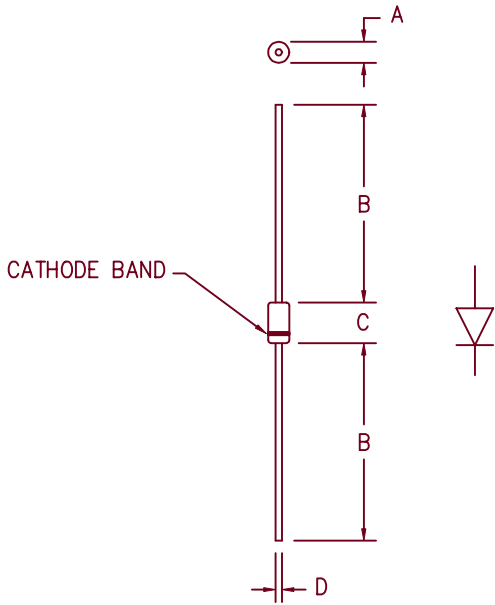


# 3 Amp Schottky Rectifier 1N5820, 1N5821, 1N5822

zakazplat.ru



Dim.	Inches		Millimeter		Notes
	Minimum	Maximum	Minimum	Maximum	
A	.188	.260	4.78	6.50	Dia.
B	1.00	---	25.4	---	
C	.285	.375	7.24	9.52	
D	.046	.056	1.17	1.42	Dia.

PLASTIC D0201AD

Microsemi Catalog Number	Working Peak Reverse Voltage	Repetitive Peak Reverse Voltage
1N5820	20V	20V
1N5821	30V	30V
1N5822	40V	40V

- Schottky Barrier Rectifier
- Guard ring protection
- Low forward voltage
- High reliability
- High current capability
- Reverse energy tested

Electrical Characteristics					
		1N5820	1N5821	1N5822	
Average forward current	$I_F(AV)$	3A	3A	3A	
Case temperature	$T_C$	115°C	116°C	117°C	$R_{\theta JL} = 28^\circ C/W, L = 0''$
Lead temperature	$T_L$	85°C	86°C	88°C	$R_{\theta JL} = 52^\circ C/W, L = 3/8''$
Maximum surge current	$I_{FSM}$	150A	150A	150A	8.3ms, half sine, $T_J = 150^\circ C$
Max peak forward voltage	$V_{FM}$	.36V	.37V	.38V	$I_{FM} = 1A, T_J = 25^\circ C^*$
Max peak forward voltage	$V_{FM}$	.46V	.48V	.50V	$I_{FM} = 3A, T_J = 25^\circ C^*$
Max peak forward voltage	$V_{FM}$	.65V	.67V	.70V	$I_{FM} = 9.4A, T_J = 25^\circ C^*$
Max peak reverse current	$I_{RM}$	1.5mA	1.5mA	1.5mA	$V_{RRM}, T_J = 25^\circ C$
Typical junction capacitance	$C_J$	265pF	265pF	265pF	$V_R = 5.0V, T_J = 25^\circ C$

\*Pulse test: Pulse width 300  $\mu$ sec, Duty cycle 2%

Thermal and Mechanical Characteristics			
Storage temperature range		$T_{STG}$	-55°C to 150°C
Operating junction temp range		$T_J$	-55°C to 150°C
Maximum thermal resistance	$L = 3/8''$	$R_{\theta JL}$	52°C/W Junction to lead
	$L = 0$	$R_{\theta JC}$	28°C/W Junction to case
Weight			.032 ounces (1.0 grams) typical

# 1N5820, 1N5821, 1N5822

Figure 1  
Typical Forward Characteristics

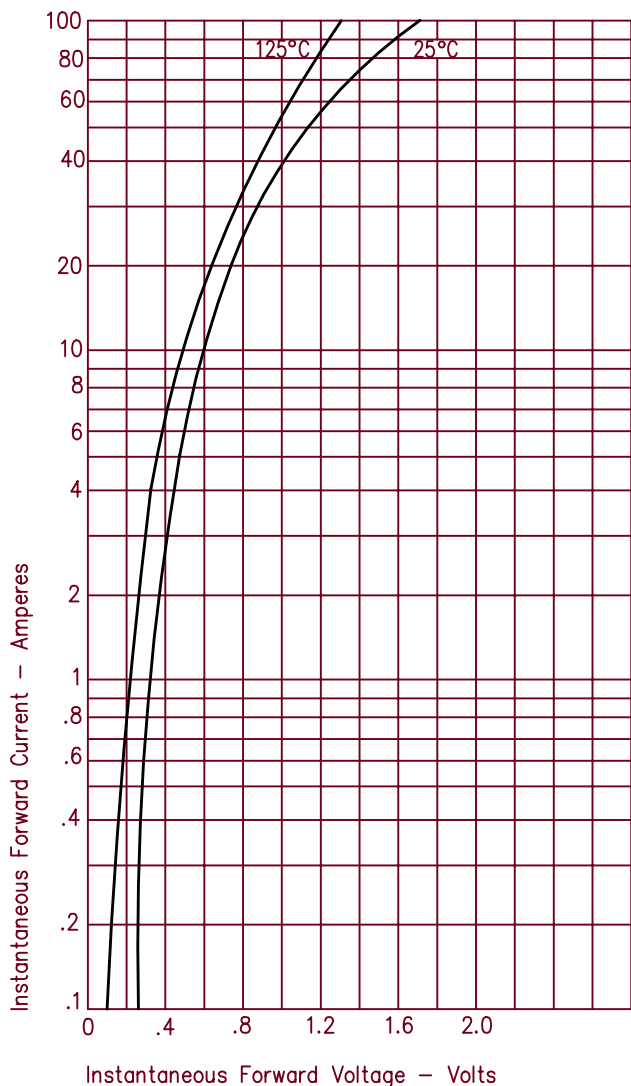


Figure 3  
Typical Junction Capacitance

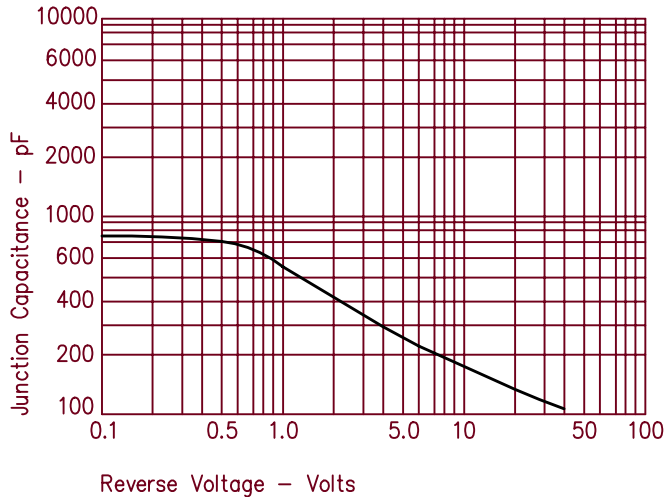


Figure 2  
Typical Reverse Characteristics

