



Micro Commercial Components
 21201 Itasca Street Chatsworth
 CA 91311
 Phone: (818) 701-4933
 Fax: (818) 701-4939

1N4151

**500mW 75 Volt Silicon
 Epitaxial Diode**

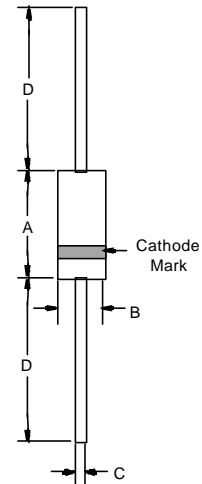
Features

- Low Current Leakage
- Compression Bond Construction
- Low Cost

Maximum Ratings

- Operating Temperature: -55°C to +150°C
- Storage Temperature: -55°C to +150°C
- Maximum Thermal Resistance; 35°C/W Junction To Ambient

DO-35



Electrical Characteristics @ 25°C Unless Otherwise Specified

Reverse Voltage	V_{RM}	75V	
DC Blocking Voltage	V_R	50V	
Average Rectified Current	I_O	150mA	Resistive Load $f > 50\text{Hz}$
Power Dissipation	P_{TOT}	500mW	
Junction Temperature	T_J	150°C	
Peak Forward Surge Current	I_{FSM}	500mA	8.3ms, half sine
Maximum Instantaneous Forward Voltage	V_F	1.0V	$I_{FM} = 50\text{mA};$ $T_J = 25^\circ\text{C}^*$
Maximum DC Reverse Current At Rated DC Blocking Voltage	I_R	50nA	$V_R = 50\text{Volts}$ $T_J = 25^\circ\text{C}$
Typical Junction Capacitance	C_J	2pF	Measured at 1.0MHz, $V_R = 4.0\text{V}$
Reverse Recovery Time	T_{rr}	4nS	$I_F = 10\text{mA}$ $V_R = 6\text{V}$ $R_L = 100\Omega$

*Pulse test: Pulse width 300 μsec , Duty cycle 2%

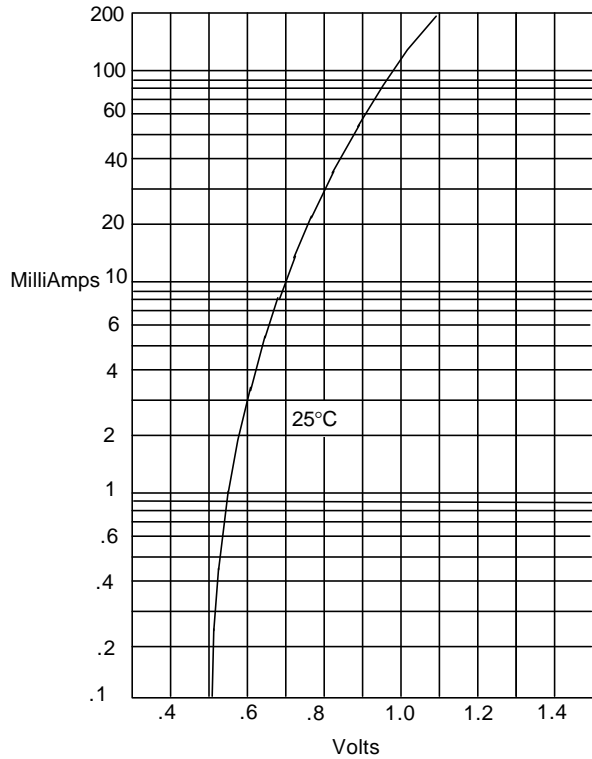
DIMENSIONS					
DIM	INCHES		MM		NOTE
	MIN	MAX	MIN	MAX	
A	---	.166	---	4.2	
B	---	.079	---	2.00	
C	---	.020	---	.52	
D	1.000	---	25.40	---	

zakazplat.ru

1N4151

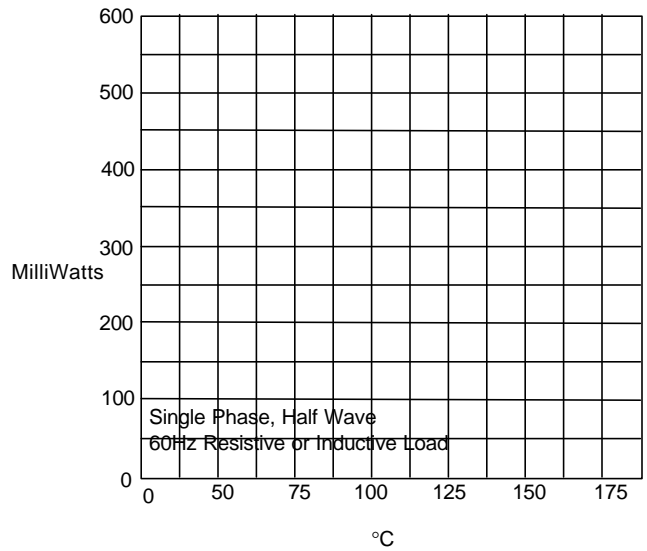


Figure 1
Typical Forward Characteristics



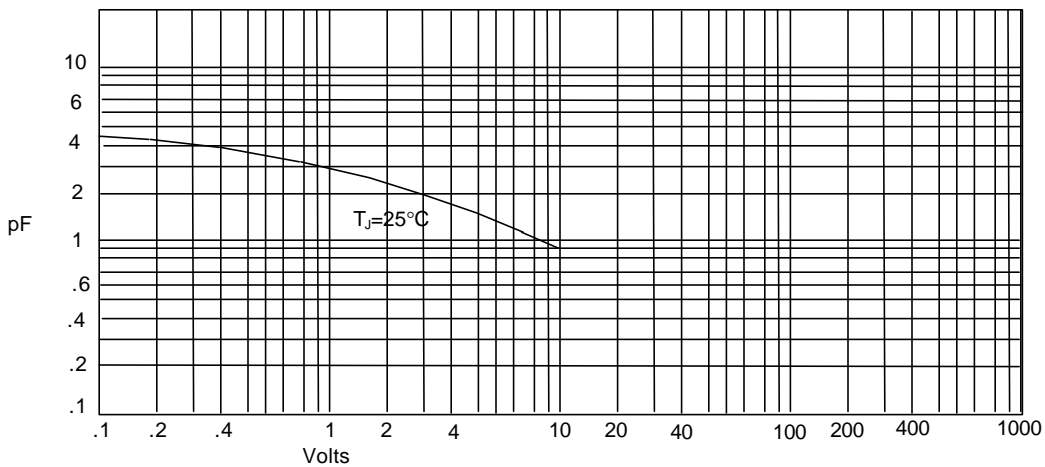
Instantaneous Forward Current - Amperes versus
Instantaneous Forward Voltage - Volts

Figure 2
Forward Derating Curve



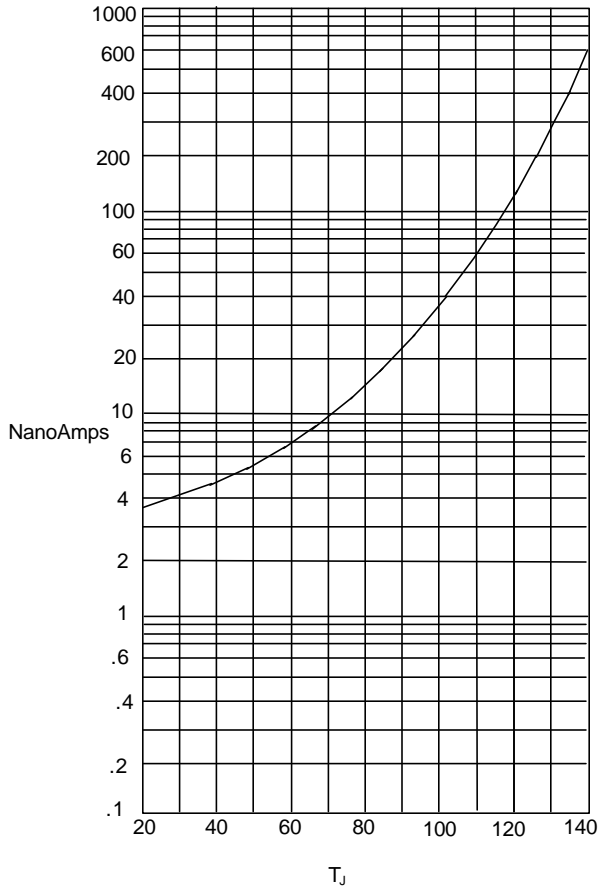
Admissible Power Dissipation - MilliWatts versus
Ambient Temperature - °C

Figure 3
Junction Capacitance



Junction Capacitance - pF versus
Reverse Voltage - Volts

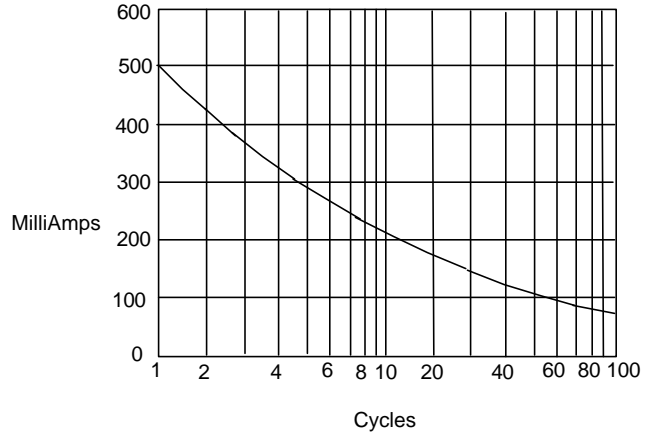
Figure 4
Typical Reverse Characteristics



Instantaneous Reverse Leakage Current - NanoAmperes *versus* Junction Temperature - °C

T_A=25°C
T_A=100°C

Figure 5
Peak Forward Surge Current



Peak Forward Surge Current - Amperes *versus* Number Of Cycles At 60Hz - Cycles